

Increased performance in flow measurement with the highest operational efficiency and reliability in the industry

EcoStruxure™ Coriolis Series



## Overview

The New EcoStruxure Coriolis Series offers a complete portfolio of state-of-the-art straight and bent tube design Coriolis flowmeters for a wide range of applications including low to high pressures and cryogenic to high-temperature applications.

Coriolis Plus offers a broad range of sizes from ½" to 16" and multiple wetted materials to fulfill virtually every application and process condition. The innovative construction and superior performance provide mass, volume flow, density and concentration measurements of liquids and gases. Challenging applications such as entrained gas (2-phase flow), highly viscous media, non-homogeneous mixtures, slurries are addressed with this offer.





## Features


- HART 7, Modbus, FF, Profibus PA/DP
- Entrained Gas Control, 0 to 100% Gas Void
- Exotic Wetted Materials: Hastelloy, Titanium, Tantalum and Duplex SS.
- Standard Secondary Pressure Containment
- Low-pressure drop
- Custody Transfer Approvals: NTEP, MC, OIML
- Diagnostics in accordance with NAMUR NE 107 requirements
- Calibrated at 3 temperatures to optimize compensation for temperature

## Experience the benefits of the Coriolis Series

EcoStruxure Process Instrumentation's Coriolis Series offers increased performance with the highest operational efficiency and reliability in the industry. The CFT34A is the Coriolis transmitter for use with these flow tubes and is available in an integral/compact configuration or remote/field version.

### Industries and applications

				
Model	CFS300A	CFS400A	CFS700A	CFS600A
Description	Dual-straight tube with optimized flow splitter, for general purpose applications and process control.	Quad or dual-straight tube with internal pressure compensation, for large capacity and custody transfer.	Single straight tube without flow splitter for lowest pressure drop, for advanced applications and harsh environments.	Twin bent tube with optimized flow splitter, for High-performance and Extreme temperatures.
Industries	<ul style="list-style-type: none"> <li>• General Industry</li> <li>• Energy</li> <li>• Petrochemical</li> <li>• F&amp;B</li> <li>• Paper</li> </ul>	<ul style="list-style-type: none"> <li>• Oil and Gas</li> <li>• Petrochemical</li> <li>• Power</li> <li>• Chemical</li> <li>• F&amp;B</li> </ul>	<ul style="list-style-type: none"> <li>• Petrochemical</li> <li>• Chemical</li> <li>• Pharmaceutical</li> <li>• Pulp and Paper</li> <li>• MMM</li> </ul>	<ul style="list-style-type: none"> <li>• Petrochemical</li> <li>• Chemical</li> <li>• Oil and Gas</li> <li>• F&amp;B</li> <li>• Pharma</li> <li>• Energy</li> <li>• WWW</li> </ul>
Applications	<ul style="list-style-type: none"> <li>• Mixing, batching, dosing</li> <li>• Fuel consumption</li> <li>• Concentration measurement in soft drinks</li> <li>• Truck/Tanker offloading</li> <li>• Gas measurement</li> <li>• Alcohol measurement</li> <li>• Process control</li> <li>• Sanitary, CIP/SIP</li> </ul>	<ul style="list-style-type: none"> <li>• Custody transfer of hydrocarbons</li> <li>• Replacement for PD or Turbine meters</li> <li>• Measurement skids</li> <li>• Alternative to Ultrasonic</li> <li>• Rail road car unloading</li> </ul>	<ul style="list-style-type: none"> <li>• Batching</li> <li>• Corrosive fluids</li> <li>• Slurries with abrasive solids</li> <li>• Custody transfer</li> <li>• Concentration measurements requiring hygienic approvals</li> </ul>	<ul style="list-style-type: none"> <li>• Gas measurement</li> <li>• Fuel oil consumption</li> <li>• LNG transfer</li> <li>• Custody transfer</li> <li>• Concentration Measurement</li> </ul>
Massflow Accuracy	Liquid: $\pm 0.15\%$ Gas: 0.5% Density: $\pm 2 \text{ kg/m}^3$ (On site $\pm 0.5 \text{ kg/m}^3$ )	Liquid: $\pm 0.10\%$ (opt. $\pm 0.05\%$ ) Gas: $\pm 0.35\%$ Density: $\pm 1 \text{ kg/m}^3$ ( $\pm 0.2 \text{ kg/m}^3$ )	Liquid: $\pm 0.1\%$ Gas: $\pm 0.35\%$ Density: $\pm 1 \text{ Kg/m}^3$ (On site $\pm 0.2 \text{ kg/m}^3$ )	Liquid: $\pm 0.1\%$ Flat (opt. $\pm 0.05\%$ ) Gas: $\pm 0.35\%$ Density: $\pm 1 \text{ Kg/m}^3$ (On site $\pm 0.2 \text{ kg/m}^3$ )
End Connections Line Sizes	1/2"(DN15) to 4"(DN100)	4"(DN100) to 16"(DN400)	1/2"(DN10) to 4"(DN100)	1/2"(DN15) to 8"(DN200)
Specifications	Refer to PSS 1-2B8B	Refer to PSS 1-2B8C	Refer to PSS 1-2B8D	Refer to PSS 1-2B8E



email: [sales@dp-flow.co.uk](mailto:sales@dp-flow.co.uk)  
sales +44(0)1608 544222

Life Is On

**Schneider**  
Electric